

# Poly

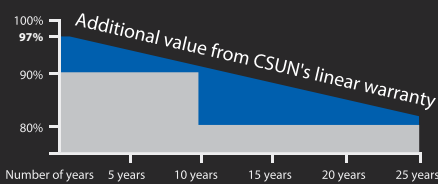


## Powerguard insurance global coverage

Within the first year, the output power shall not be less than 97% of the minimum output power in CSUN's product datasheet, thereafter the loss of output power shall not exceed 0.7% per year, ending with 80.2% in the 25<sup>th</sup> year.

■ CSUN      ■ Standard warranty


CSUN's NEW linear performance warranty



# CSUN260-60P

Standard Solar Product

- CSUN260-60P
- CSUN255-60P
- CSUN250-60P
- CSUN245-60P
- CSUN240-60P



**16.01%**  
Module efficiency

**260 W**  
Highest power output

**10 years**  
Material & workmanship warranty

**25 years**  
Linear power output warranty



Industry leading conversion efficiency



Positive tolerance offer



Passed salt mist & ammonia corrosion, blowing sand and hail testing



Certificated to withstand wind (2400 Pa) and snow load (5400 Pa)



Excellent performance under weak light condition



Good temperature coefficient enables better output in hot climates

- CSUN, established in 2004, is a high-tech corporation with its core business in R&D, manufacturing and sale of high-efficiency silicon based solar cells and modules.
- As one of the leading PV enterprises in the world, CSUN has delivered more than 1.4 GW solar products to residential, commercial, utility and off-grid projects all around the world.
- Through strict selection of raw materials, stringent quality control and tests in state of the art facilities in Istanbul, Nanjing and Shanghai, CSUN has always committed to higher efficiency, more stable and better cost performance products.

\* Note: All specifications, warranties, certifications about module of „CSUN“ series also apply to that of „SST“.

All information and data are subject to change without notice.



[www.csun-solar.com](http://www.csun-solar.com)



All rights reserved by CSUN

Version 8/2014-ENG

## Electrical characteristics at Standard Test Conditions (STC)

Module	CSUN 260-60P	CSUN 255-60P	CSUN 250-60P	CSUN 245-60P	CSUN 240-60P
Maximum Power - P <sub>mpp</sub> (W)	260	255	250	245	240
Positive power tolerance	0~3%	0~3%	0~3%	0~3%	0~3%
Open Circuit Voltage - Voc (V)	37.7	37.5	37.3	37.1	36.9
Short Circuit Current - Isc (A)	8.95	8.88	8.81	8.74	8.67
Maximum Power Voltage - V <sub>mpp</sub> (V)	30.3	30.1	29.9	29.7	29.6
Maximum Power Current - I <sub>mpp</sub> (A)	8.58	8.47	8.36	8.25	8.11
Module efficiency	16.01%	15.70%	15.40%	15.09%	14.78%

Electrical data relates to standard test conditions (STC): irradiance 1000W/m<sup>2</sup>; AM 1.5; cell temperature 25°C measuring uncertainty of power is within ±3%. Certified in accordance with IEC61215, IEC61730-1/2 and UL 1703

## Electrical Characteristics at Normal Operating Cell Temperature (NOCT)

Module	CSUN 260-60P	CSUN 255-60P	CSUN 250-60P	CSUN 245-60P	CSUN 240-60P
Maximum Power - P <sub>mpp</sub> (W)	192	188	185	181	178
Maximum Power Voltage - V <sub>mpp</sub> (V)	28.1	28.0	27.9	27.5	27.2
Maximum Power Current - I <sub>mpp</sub> (A)	6.82	6.72	6.64	6.58	6.54
Open Circuit Voltage - Voc (V)	34.9	34.6	34.5	34.2	34.0
Short Circuit Current - Isc (A)	7.20	7.16	7.10	7.02	6.95

Electrical data relates to normal operating cell temperature (NOCT): irradiance 800W/m<sup>2</sup>; wind speed 1 m/s; cell temperature 45°C; ambient temperature 20°C measuring uncertainty of power is within ±3%.

## Temperature Characteristics

Voltage Temperature Coefficient	-0.292%/K
Current Temperature Coefficient	+0.045%/K
Power Temperature Coefficient	-0.408%/K

## Maximum Ratings

Maximum system voltage (V)	1000
Series fuse rating (A)	20
Reverse current overload (A)	27

## Mechanical Characteristics

Dimensions	1640 × 990 × 35 mm
Weight	18.3 kg
Frame	Anodized aluminum profile
Front glass	White toughened safety glass, 3.2 mm
Cell Encapsulation	EVA (Ethylene-Vinyl-Acetate)
Back Sheet	Composite film
Cells	6 × 10 pieces polycrystalline solar cells series strings (156 mm × 156 mm)
Junction Box	Rated current ≥ 12A, IP ≥ 65, TUV&UL
Cable	Length 900 mm, 1 × 4 mm <sup>2</sup>
Connector	MC 4/ compatible with MC 4

## Packaging

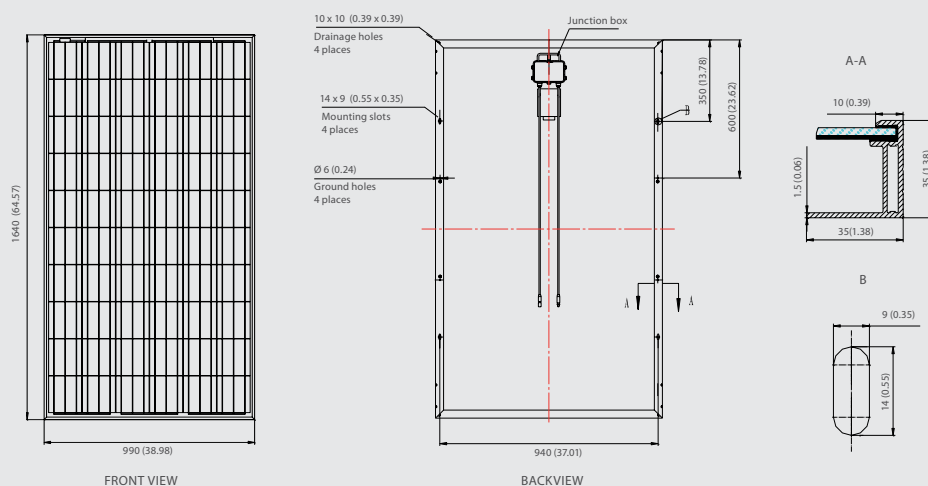
Container 20'	360 pcs.
Container 40'	840 pcs.
Container 40'HC	910 (Turkey)/ 896 pcs. (China)

## System Design

Temp. range	-40°C to +85°C
Hail	max. diameter of 25mm with 23m/s impact speed
Max. capacity	Snow 5400 Pa, wind 2400 Pa
Application class	A
Safety class	II

## Dimensions

Note: Module layout below only valid for modules with 35mm thickness. Dimensions in mm (inch).



## IV-Curves

